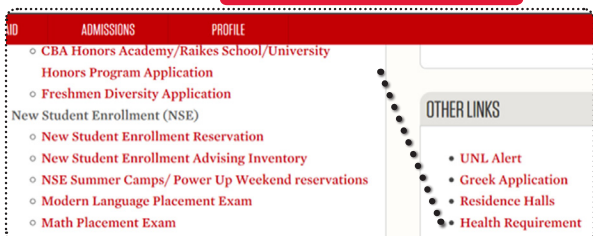


# Directions for How to Submit Your Immunization Record on MyRED

1

Log into MyRED  
Go to Admissions - Other Links  
Click on Health Requirement



## UNL Immunization Portal

Click on the UNL Immunization Portal button below to access the required UNL Health Requirement MMR immunizations and the strongly recommended Meningitis immunization. This information will be given to you after your first birthday.

2

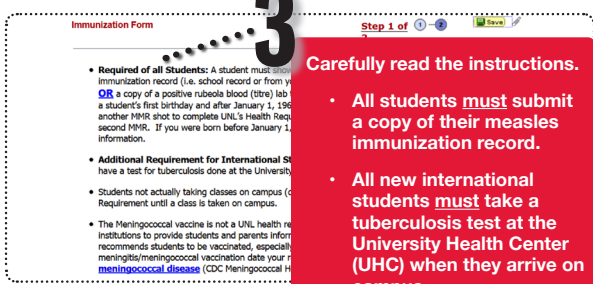
Click on Immunization Portal

For more information about UNL's Health Requirement, please contact the UNL Health Requirement Center.

Immunization Portal

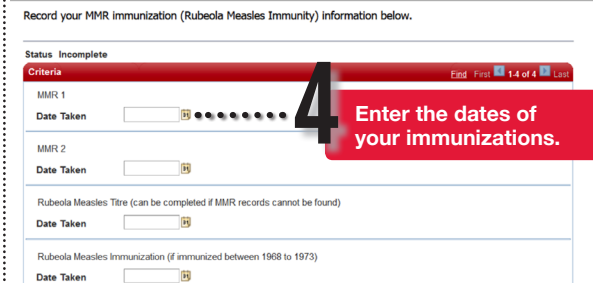
3

Carefully read the instructions.



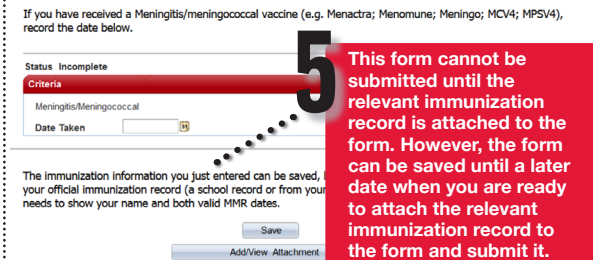
4

Enter the dates of your immunizations.



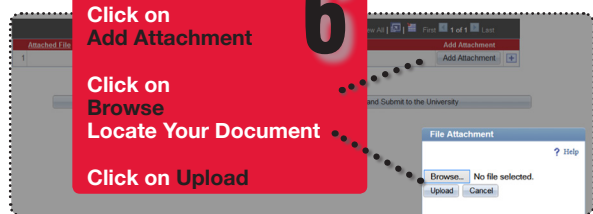
5

This form cannot be submitted until the relevant immunization record is attached to the form. However, the form can be saved until a later date when you are ready to attach the relevant immunization record to the form and submit it.



6

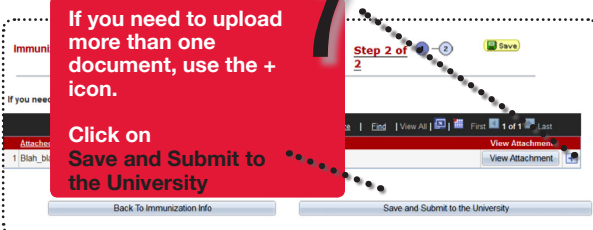
Click on Add Attachment  
Click on Browse  
Locate Your Document  
Click on Upload



7

If you need to upload more than one document, use the + icon.

Click on Save and Submit to the University



UNL students can print their official UNL Immunization Record at any time after the immunization portal has been verified by UNL staff by clicking on the **Generate Immunization Record** button. Also, students can view and print out a copy of their immunization record that was uploaded to their MyRED account by going to the Immunization Portal button and selecting View/Attach record.

If you are unable to submit your immunization record online, submit by:

FAX: 402-472-7333

EMAIL: [unlhealthrequirement@unl.edu](mailto:unlhealthrequirement@unl.edu)

Questions?



402-472-1621



University Health Center | [health.unl.edu](http://health.unl.edu)  
1500 U Street | Lincoln, NE | 68588-0618